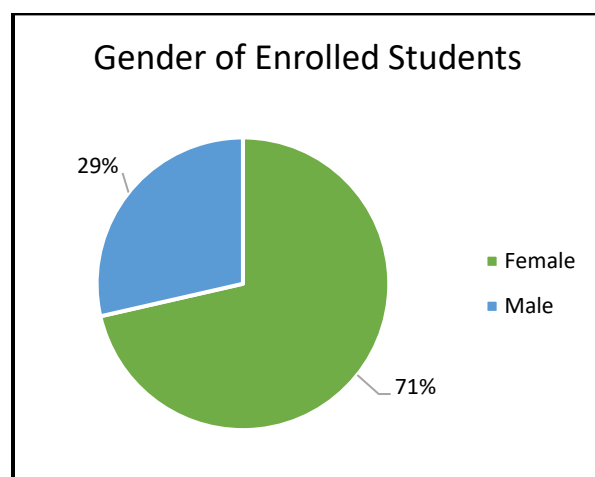
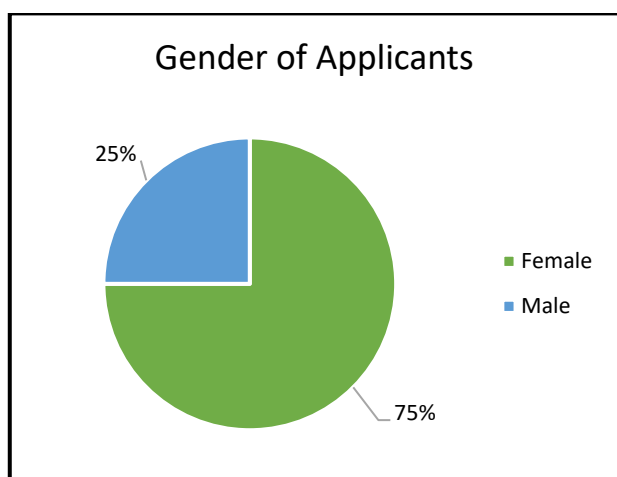




New Student Intake Data 2022-23

Gender

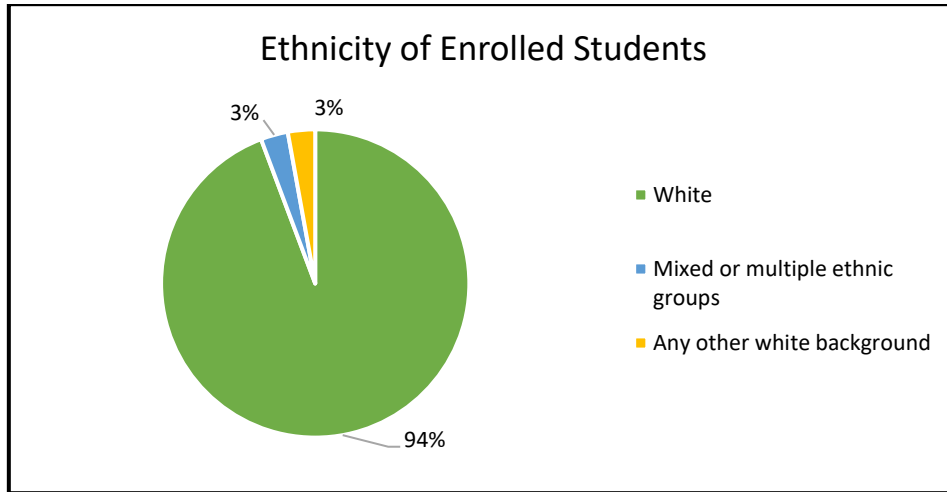
Gender	Full Time			
	Total number of applications	Offers Made	Offers Accepted	Enrolments
Female	42	31	25	25
Male	14	12	11	10
Total	56	43	36	35



Ethnicity

This data is only collected from students once they enrol on the course, it is not collected from applicants.

Ethnicity	Full Time Enrolments
Asian	0
Black	0
White - English, Scottish, Welsh, Northern Irish or British	33
Mixed or multiple ethnic groups - White or White British and Black Caribbean or Black Caribbean British	1
Any other White background	1
Unknown	0
Total	35



IMD Quintile

(Quintiles 1 and 2 are the most deprived neighbourhoods according to the English Indices of Multiple Deprivation (EIMD))

IMD Quintile	Full Time			
	Total number of applications	Offers Made	Offers Accepted	Enrolments
1	1	1	0	0
2	8	7	7	7
3	21	15	10	9
4	13	11	10	10
5	13	9	9	9
Total	56	43	36	35

