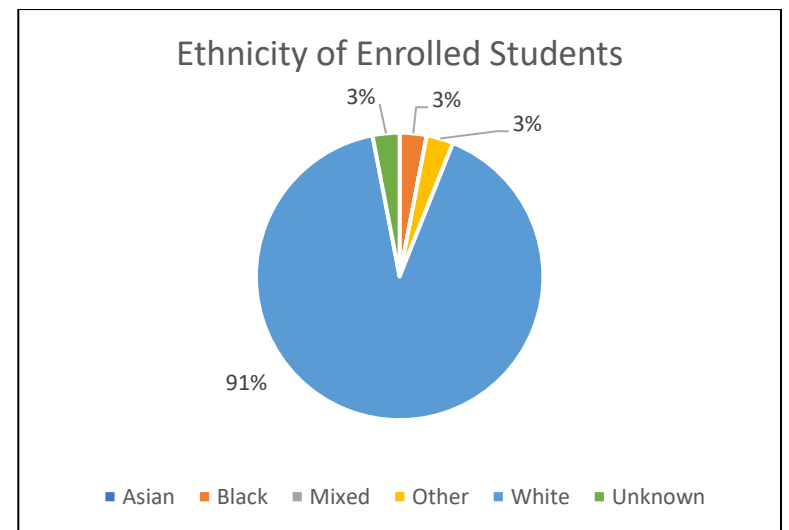
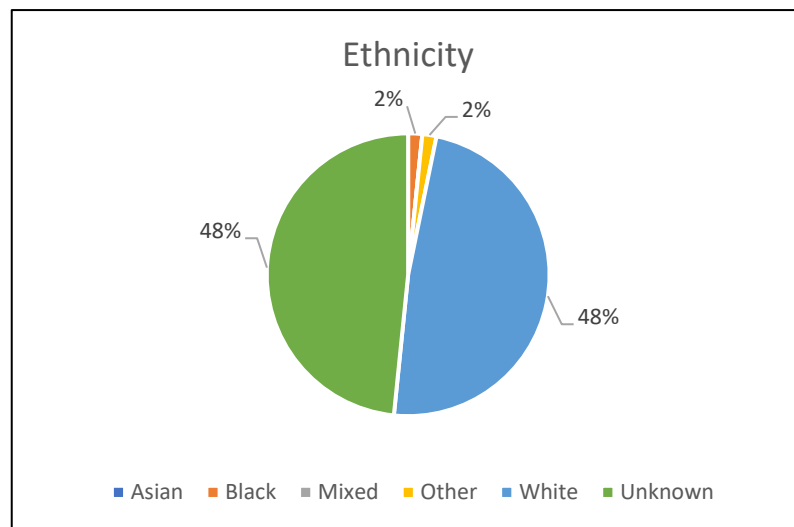




Information About the Student Intake 2019-20

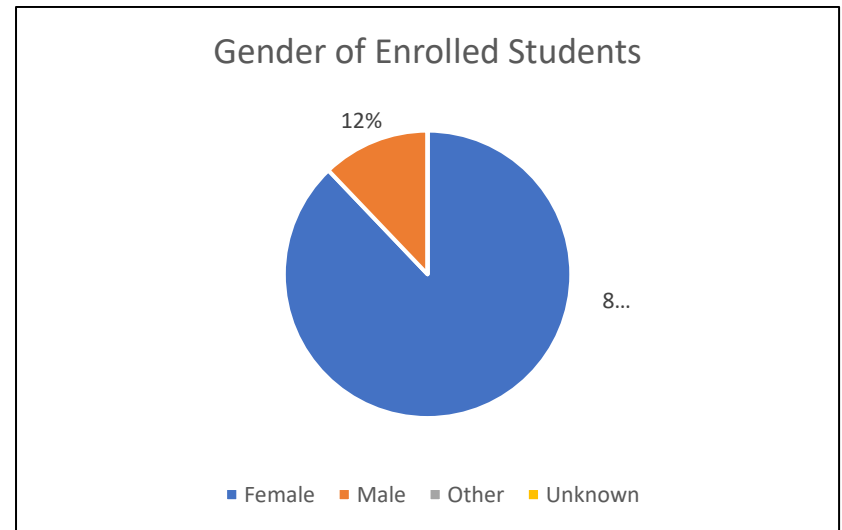
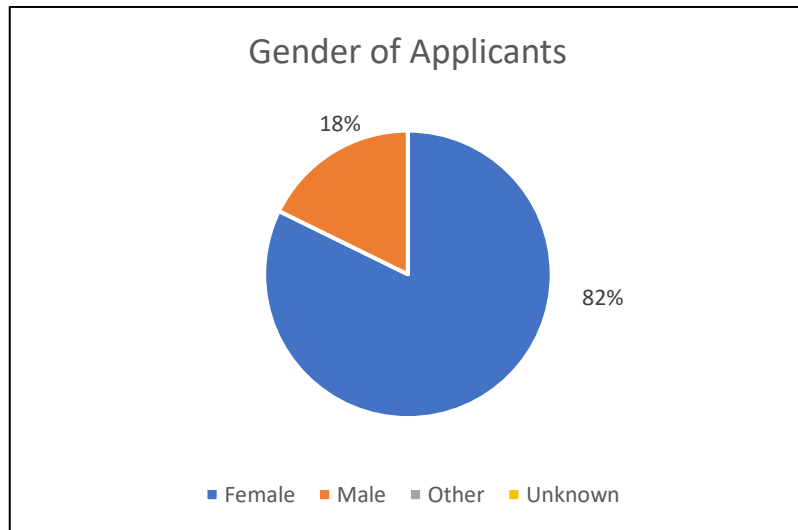
Ethnicity

Ethnicity	Full Time			
	Total number of applications	Offers made	Offers accepted	Registrations
Asian	0	0	0	0
Black	1	1	1	1
Mixed	0	0	0	0
Other	1	1	1	1
White	30	30	30	30
Unknown	30	17	5	1
Total	62	49	37	33



Gender

Gender	Full Time			
	Total number of applications	Offers made	Offers accepted	Registrations
Female	51	41	33	29
Male	11	8	4	4
Other	0	0	0	0
Unknown	0	0	0	0
Total	62	49	37	33



EIMD Quintile

(Quintiles 1 and 2 are the most deprived neighbourhoods according to the English Indices of Multiple Deprivation (EIMD))

EIMD Quintile	Full Time			
	Total number of applications	Offers made	Offers accepted	Registrations
1	3	2	1	1
2	9	9	7	5
3	25	20	14	13
4	12	9	9	8
5	13	9	6	6
N/A	0	0	0	0
Unknown	0	0	0	0
Total	62	49	37	33

