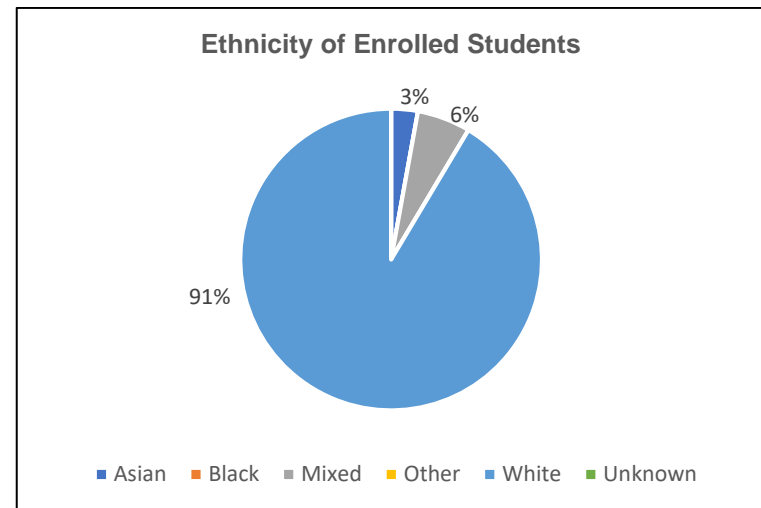
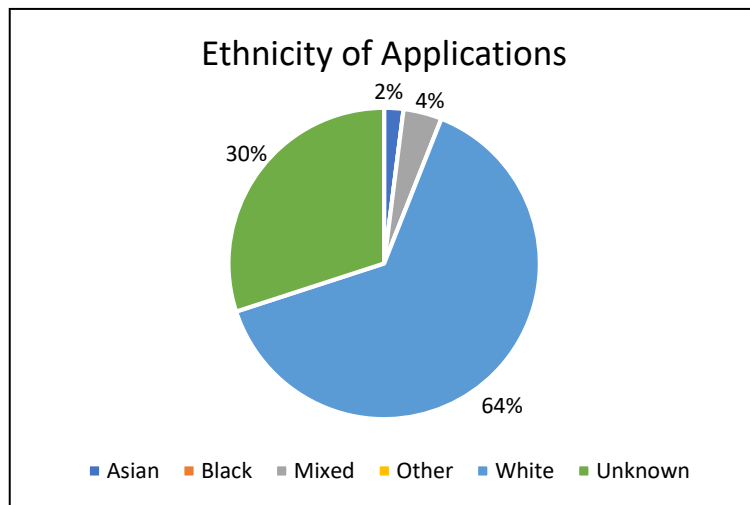




Information About the Student Intake 2018-19

Ethnicity

Ethnicity	Full Time			
	Total number of applications	Offers made	Offers accepted	Registrations
Asian	1	1	1	1
Black	0	0	0	0
Mixed	2	2	2	2
Other	0	0	0	0
White	32	32	32	32
Unknown	15	10	4	0
Total	50	45	39	35

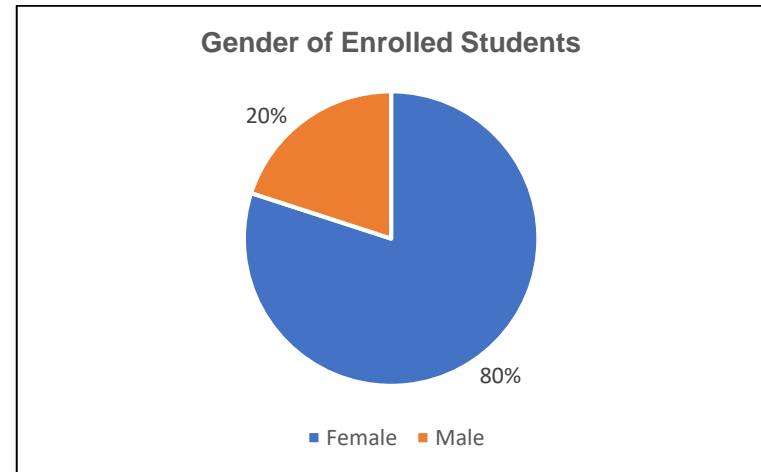
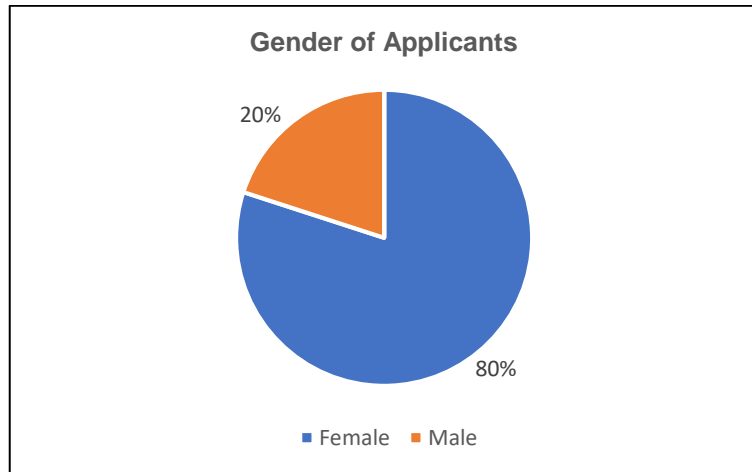




Information About the Student Intake 2018-19

Gender

Gender	Full Time			
	Total number of applications	Offers made	Offers accepted	Registrations
Female	40	35	31	28
Male	10	10	8	7
Other	0	0	0	0
Unknown	0	0	0	0
Total	50	45	39	35





Information About the Student Intake 2018-19

EIMD Quintile

EIMD Quintile	Full Time			
	Total number of applications	Offers made	Offers accepted	Registrations
1	9	9	7	7
2	15	13	12	10
3	17	15	15	14
4	5	5	2	2
5	2	1	1	0
N/A	0	0	0	0
Unknown	2	2	2	2
Total	50	45	39	35

